


# EASYFLAT

Single head flat edge polisher

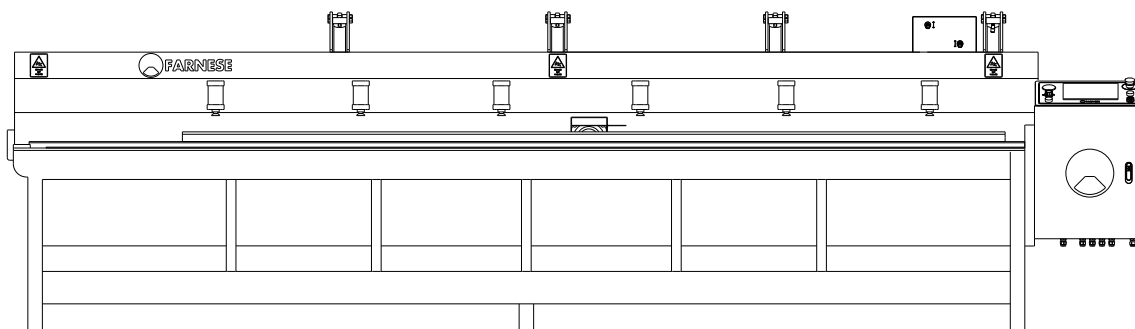



The EASY FLAT is based on our world renowned MITRE SAW, utilising a single polishing head instead of the 45 degree blade arrangement to flat polish only. A simple PLC program memorizes the number of times the head moves back and forth to enable the polishing. Each program represents a diamond, stone or polishing pad to be used. In most cases a three step process is sufficient to polish most engineered and natural stone available on the market.

The machine has pneumatic pop up rollers, for ease of loading and unloading operated by a simple flick of a lever. Also operated by a lever are five pneumatic clamping feet which are there to secure the job to the table. An outrigger roller table is there to support longer pieces, which can be manually moved along the whole working area of the machine and simply clipped on. The machine has a pneumatic front stop so the work piece is positioned in the exact place for the polishing to proceed, this can be lowered and raised with a button on the main control panel. Water is fed down the centre of the polishing spindle via an electric solenoid that turns on and off with the spindle motor to reduce waste. The polishing heads can be quickly changed as the machine utilizes a 100mm snail lock coupling. All universal tooling using this form of coupling may be used and each individual stone or pad is programmable on the PLC for future reference. At FARNESE we feel that after the MITRE SAW this would be the next machine to prove invaluable in the modern work shop.

# EASYFLAT

Single head flat edge polisher



## TECHINICAL SPECIFICATIONS



### DIMENSIONS OF INSTALLED MACHINE

WIDTH	4800 mm	189.0 in
DEPTH	1400 mm	55.1 in
HEIGHT	1400 mm	55.1 in
WEIGHT	1100 kg	2420.0 lb

### ROLLER TABLE DIMENSIONS

WIDTH	1600 mm	63.0 in
DEPTH	600 mm	23.6 in
HEIGHT	800 mm	31.5 in

### FEATURES & FEEDS

TABLE WIDTH	3400 mm	133.9 in
TABLE DEPTH	600 mm	23.6 in
POLISHING STROKE	3300 mm	129.9 in
TOOL DIAMETER	100 mm	3.9 in
POLISHING SPEED	0-8 m/min	0-315 in/min
THICKNESS RANGE	5-60 mm	1/4-2 in
TWO SPEED SPINDLE	1450 rpm	2900 rpm
MANUAL GREASING	YES	
MAIN SPINDLE POWER (MIN)	1.5 kW	2.0 hp
MAIN SPINDLE SPEED	1410 rpm	
MAIN SPINDLE POWER (MAX)	1.8 kW	2.4 hp
MAIN SPINDLE SPEED	2820 rpm	
POWER REQUIRED	15A, 440V, 3 phases + Neutral	
	21A, 220V, 3 phases + Neutral	

### CONNECTIONS REQUIRED (SUPPLIED BY CUSTOMER)

POWER, WATER, COMPRESSED AIR.

### \*TOOLING

CONSULT YOUR LOCAL FARNESE DEALER FOR ANY TOOLING REQUIRED



Owing to the constant updating of our designs, descriptions and technical data shown in our drawings and folders are not binding.  
Possible alterations deemed by the makers as convenient will be effected at any time without previous notice.

[www.farnese.com.au](http://www.farnese.com.au)